


THE SCHOOL BOARD OF SARASOTA COUNTY, FLORIDA



2018-2019 TENTATIVE BUDGET EXECUTIVE SUMMARY

July 24, 2018

SARASOTA COUNTY SCHOOL BOARD

Bridget Ziegler, Chair
Jane Goodwin, Vice Chair
Shirley Brown
Caroline Zucker
Eric Robinson

Dr. Todd Bowden, Superintendent
Dr. Laura Kingsley, Assistant Superintendent-Chief Academic Officer
Ms. Mitsi Corcoran, Assistant Superintendent-Chief Financial Officer
Mr. Jeff Maulsby, Assistant Superintendent-Chief Operating Officer

Prepared by the staff of the Budget office:
Christa Curtner, Assistant Budget Director
Sheina Runions, Budget Specialist
Deana Hays, Budget Accountant
Deanna Lawton, Budget Accountant
Bonnie Lyons, Budget Accountant
Robert Macaluso, Admin. Assistant III/Bookkeeper

1960 Landings Boulevard
Sarasota, Florida 34231-3331
www.sarasotacountyschools.net
(941) 927-9000

This page intentionally left blank

The School Board of Sarasota County, Florida

2018-2019 Budget Executive Summary

Introduction

The Budget Executive Summary is a general overview of the total budget of the Sarasota County School Board. It provides information regarding current and projected fiscal operations of the Sarasota County School Board. Each fund in the summary has a detailed booklet available that provides more in-depth information. Any additional questions should be addressed to the Sarasota County School Board Finance Department located at 1960 Landings Boulevard Sarasota, Florida, 34231. All 2018-2019 Summary and Detail Budgetary information is available on the Sarasota County School Board web site in the district financial information.

Sarasota County School Board Vision Statement

The School District of Sarasota County places learning at the center of its activities to enable all learners to lead productive, responsible, and healthful lives.

Sarasota County School Board Mission Statement

The School District of Sarasota County prepares students to achieve the highest learning standards by engaging a high quality staff, involved parents, and a supportive community.

Sarasota County School Board Budget Process and Timelines

Budget development and preparation is a year-round continuous process. The 2018-19 budget process began immediately after the 2017-18 final budget was adopted. Student projections are forecasted over a five-year period identifying both operating and capital needs. The first budget workshop was held on February 20, 2018.

The February 20, 2018 workshop included the review of the Budget Calendar and a comparison of the 2017-2018 Third Calculation of the Florida Education Finance Program (FEFP) to the 2018-19 House and Senate Budget Proposals.

The next budget workshop was held March 22, 2018. At this workshop, the General Fund estimated results of operations through June 30, 2018 were reviewed as well as projections for the 2018-19 Preliminary Budget based upon the Conference Report dated March 8, 2018. The 2018-19 Capital Improvement Plan Budget was also discussed with the change in legislature and removal of the Charter School distribution. At the School Board meeting, later the same day, school and department budgets for the 2018-2019 school year were approved for release to allow for staffing to be completed prior to the end of the school year.

During the June 19, 2018 workshop, the Capital Improvement Plan update was reviewed. At this meeting, the Board reflected on the impacts HB 7069 had on the 2017-18 Capital Budget, in particular, the impact of the requirement to wholly share local capital outlay revenue with charter schools. They also reiterated the legislature's decision to eliminate this requirement for our 2018-19 Capital Budget.

At the June 19, 2018 workshop, the Board reviewed estimated fiscal year 2017-2018 results of operations for the General Fund. These were estimated based upon revenues and expenditures through May 31, 2018. The Preliminary fiscal year 2018-19 Budget was also reviewed based upon positions added from the safe school legislative requirements regarding School Resource Officers and the District Police Force addition, student growth, waivers during the staffing process, revised grant funding and updated legislative information.

The School Board of Sarasota County, Florida 2018-2019 Budget Executive Summary

Sarasota County School Board Significant District Accomplishments

- Sarasota County School District remains an “A” district for the 15th consecutive year and is ranked fourth in the state’s ranking of all Florida school districts for total points earned. Only twenty school districts in the state of Florida have a ranking of “A”.
- The voter approved operating millage has allowed the school district to move forward with staffing including budget priorities. The Legislature approved only a .01% increase in the base funding per student for the 2018-2019 school year which would have had the impact of reducing services and programs to students. In the General Fund Summary is a detailed yearly analysis of voted millage revenues and appropriations.
- The school district was in full compliance with the Class Size Amendment.
- Using grant funds provided by our contract with Florida Blue, the district continues to operate the first wellness center at the Landings opened in 2016-17 and looks to open a second site in central county. The wellness center provides exercise equipment, a blood pressure machine, fitness classes, and education programs designed to improve employee health and wellness and reduce the district’s claims expense.
- The District received the Government Finance Officers Association (GFOA) and the Association of School Business Officials (ASBO) Certificate of Achievement for Excellence in Financial Reporting for its Comprehensive Annual Financial Report (CAFR) for the 14th consecutive year.
- The District maintained its high AA credit ranking among the three municipal bond rating agencies – Moody’s Investors, Fitch Ratings and Standard & Poor’s – keeping it among the top tier school districts in the state.

Total Sarasota County School Board Funds

The 2018-2019 Appropriations Budget for all District Funds totals \$828,200,066 excluding transfers between funds. The School Board establishes a budget for six separate funds. The largest of which is the General Fund.

- 1) The General Fund accounts for the general operations of the school district. All of the School District revenues and expenditures are to be accounted for in the General Fund, unless there are legal reasons to report them in another fund type. The general operations of the school district include teacher salaries, custodian salaries, bus driver salaries, utilities, supplies, instructional materials, professional services, etc.
- 2) The Special Revenue Fund is used to account for revenue sources earmarked for a specific purpose. The Special Revenue Fund is composed of special state and federal grants and the National School Lunch program. The major revenue sources in the Special Revenue Fund are Title 1, IDEA Part B, and the National School Lunch program.
- 3) The Debt Service Fund is used to account for funds to meet current and future debt service obligations. The School District debt revenues are from state funds and transfers from the Capital Fund. The School District does not have any taxpayer voted debt.

The School Board of Sarasota County, Florida 2018-2019 Budget Executive Summary

- 4) The Capital Projects Fund is used to account for financial resources received for the acquisition or construction of major capital facilities. The State of Florida has a legal requirement that the revenue received from the 1.5 mill property tax levy be recorded in the Capital Projects Fund. The expenditures allowed from the 1.5 mill levy are for major capital acquisitions, maintenance and repairs, and payments for loans. A portion of the 1.5 mill levy is transferred to the General Fund for maintenance and equipment expenditures and to the Debt Fund for the payment of principal, interest, and fees related to outstanding debt obligations. On July 1, 2017, the school district was required to share their local Capital Outlay millage with Charter Schools. For the 2018-19 Legislative Session, this requirement was eliminated for the year.
- 5) The Internal Service Fund is to account for and report the risk financing activities of the School District. In 1985, the School District began self-insuring its worker's compensation program. Currently, worker's compensation, general liability, automobile - transportation liability, and other purchased employee benefits are reflected in the Internal Service Fund. Effective January 1, 2016, the School District added the group health plan to the self-insurance plan.
- 6) The Trust and Agency Fund, commonly called the School Internal Fund, is used to account for the financial transactions of school classes, clubs, school benefit activities, etc.

Impact of the United States Budget Sequestration

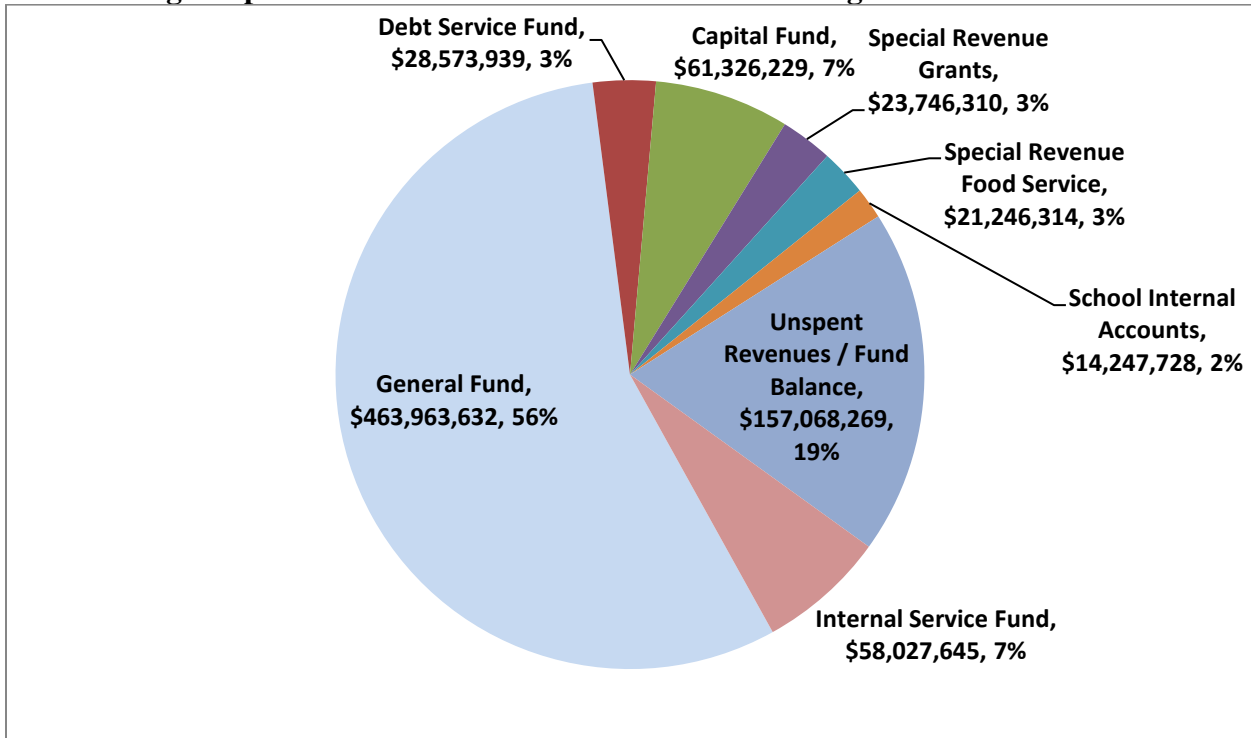
On August 2, 2011, President Obama signed the Budget Control Act of 2011 as part of an agreement with Congress to resolve the debt-ceiling crisis. The Act provided for a Joint Select Committee on Deficit Reduction (the "super committee") to produce legislation by late November that would decrease the deficit by \$1.2 trillion over 10 years. When the super committee failed to act, another part of the BCA went into effect. Beginning January 2, 2013, this directed automatic across-the-board cuts (known as "sequestrations") split evenly between defense and domestic spending. The sequestration became a major topic of the fiscal cliff debate. The debate's resolution, the American Taxpayer Relief Act of 2012, eliminated much of the tax side of the dispute but delayed the budget sequestrations for two months. This has decreased the federal education entitlements given to the states. The school districts largest federal entitlements are Title I, Title II, Title III, and the Individuals with Disabilities Education Act. As these entitlements have decreased supplemental services have been reduced. The one entitlement that funds federal mandated services is the Individuals with Disabilities Education Act. Due to the decreased allocation, the General Operating Fund is having to fund a larger number of positions that were before being funded from the federal funds. Built into the 2017-2018 estimated results of operations for the General Fund is funding approximately \$1.1 million of contracted services and salaries previously funded from I.D.E.A. federal funds and a similar amount for 2018-2019.

The School Board of Sarasota County, Florida 2018-2019 Budget Executive Summary

In the chart below is the Individuals with Disabilities Education Act dollar amounts per student from 2007-08 through the estimated amount for 2018-19.

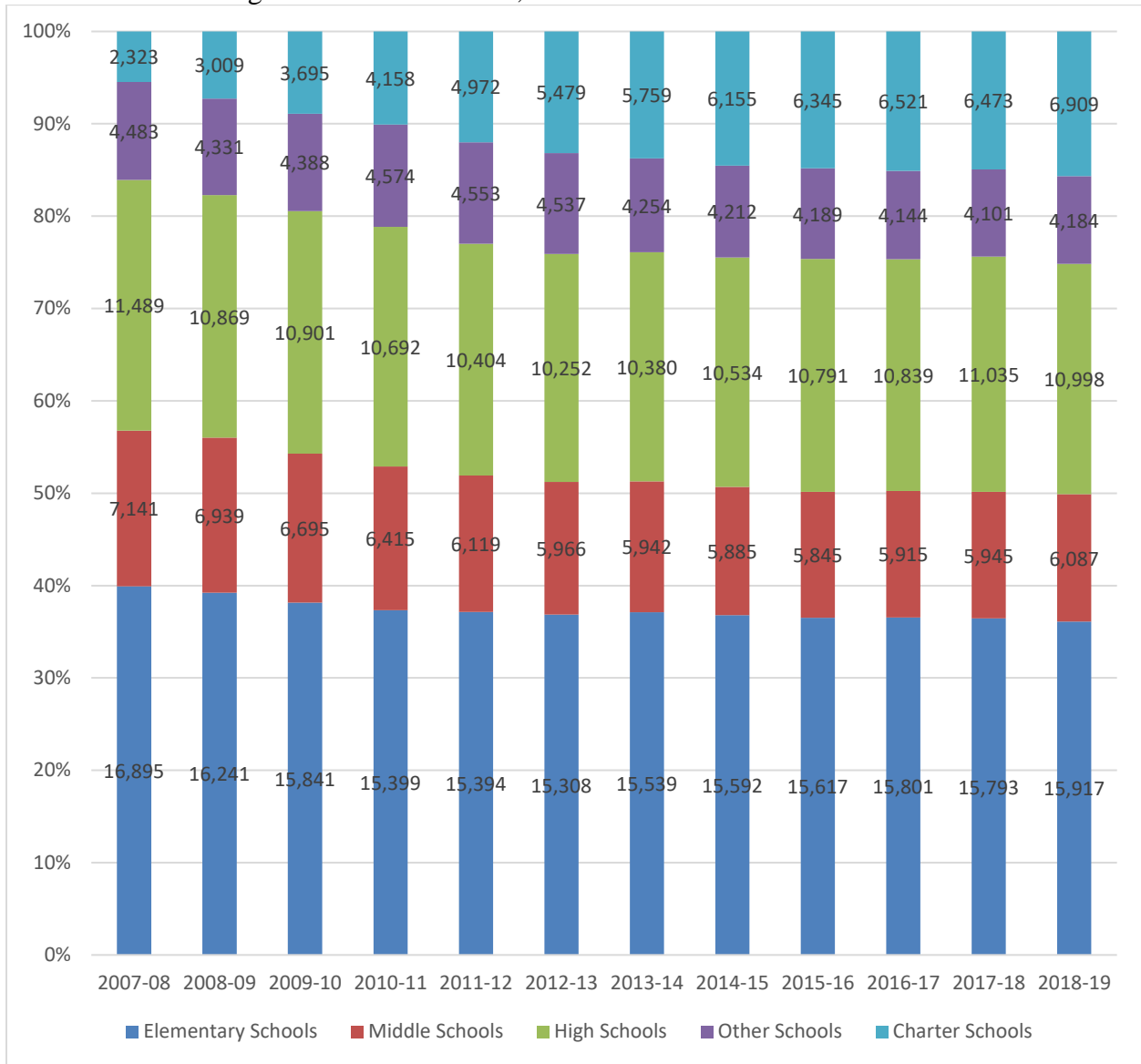


2018-2019 Total Appropriations for All Funds \$828,200,066 Including Unspent Revenues / Fund Balance and Excluding Transfers between Funds



The School Board of Sarasota County, Florida 2018-2019 Budget Executive Summary

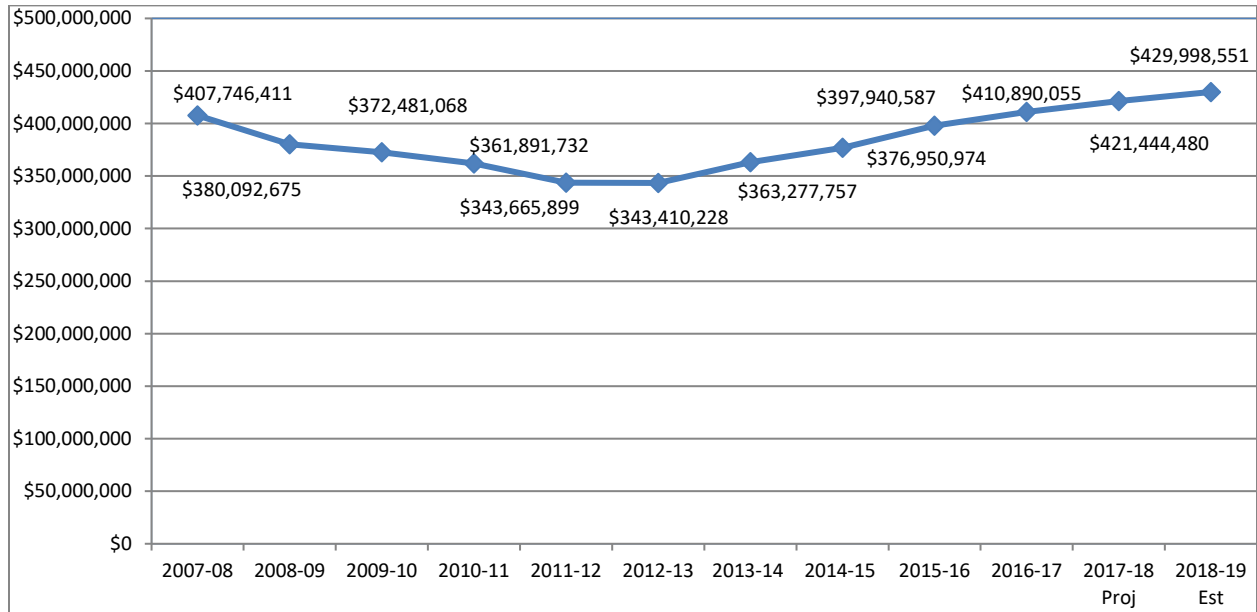
In the chart below is a twelve-year history on the district's student enrollment by area. The total district enrollment in 2017-18 was 43,347, projection for 2018-19 is 44,095, for a total district growth of 748 students, of which 436 is charter schools.



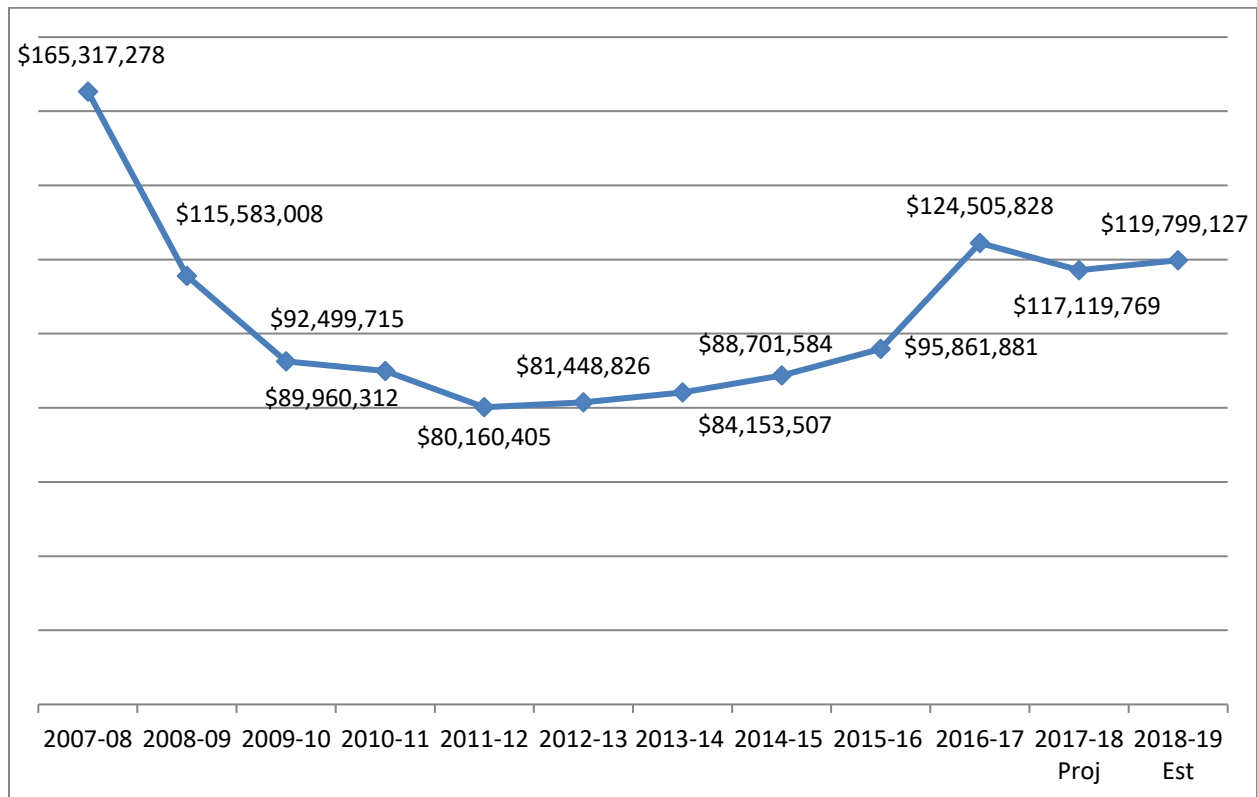
The two major funds of the School Board of Sarasota County, Florida, are the General Fund and the Capital Projects Fund. The charts below demonstrate how the economic downturn that began in 2008 has impacted the revenues of the two major funds.

The School Board of Sarasota County, Florida 2018-2019 Budget Executive Summary

The total General Fund Revenues for the fiscal years 2007-2008 through 2018-2019



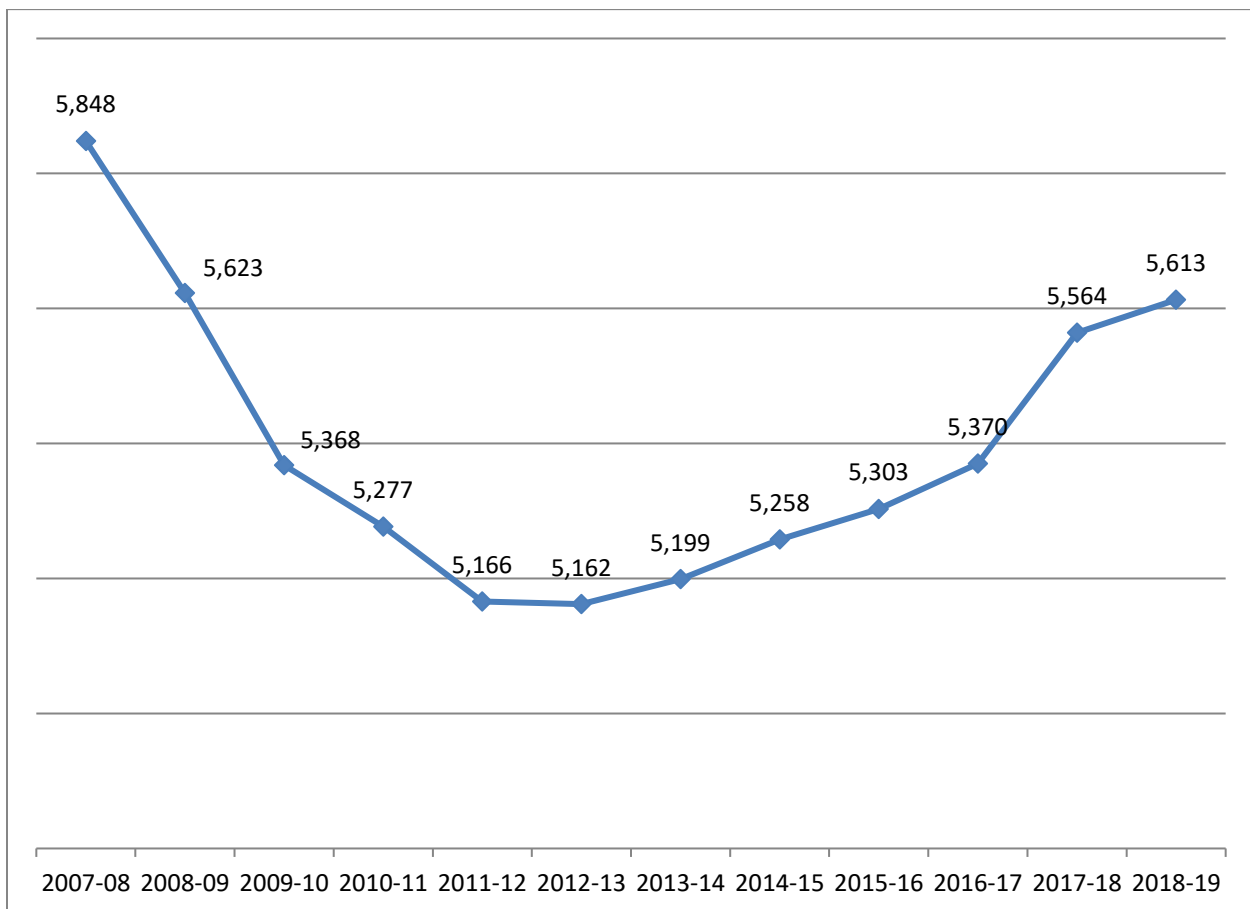
**Capital Projects Fund Revenues for the fiscal years 2007-2008
Estimated through 2018-2019 have decreased \$45,518,151 or 28%.**



The School Board of Sarasota County, Florida
2018-2019 Budget Executive Summary
Capital Projects Fund Budget Revenue Reduction Impact

The Capital Projects Fund budget reduction from 2007-2008 through what is estimated for 2018-2019 is a reduction of 28% or \$46 million. This revenue reduction has pushed many projects into the future. Those projects that were determined to be of high importance have been funded primarily through the issuance of debt. Under the American Recovery and Reinvestment Act of 2009, the School Board of Sarasota County, Florida was able to secure funding at a net interest rate of .09% for the rebuilding of Booker High School. The rebuild of Venice High School and the Suncoast Technical College have been financed through the issuance of Certificates of Participation at interest rates ranging from 2% to 5%. A more detailed explanation of the financing is contained in the Debt Service Funds budget. To help with the capital revenue downturn, the 2014 Legislature appropriated \$3 million from state funds to fund a portion of the Suncoast Technical College in North Port, which began construction in 2016-2017. In 2017-18, HB 7069 required school districts to share their 1.5 Capital Millage with Charter schools further reducing the amount of Capital funds available to the district for necessary projects. This requirement was lifted for 2018-19.

Total Staffing for all Funds for the fiscal years of 2007-08 through 2018-19

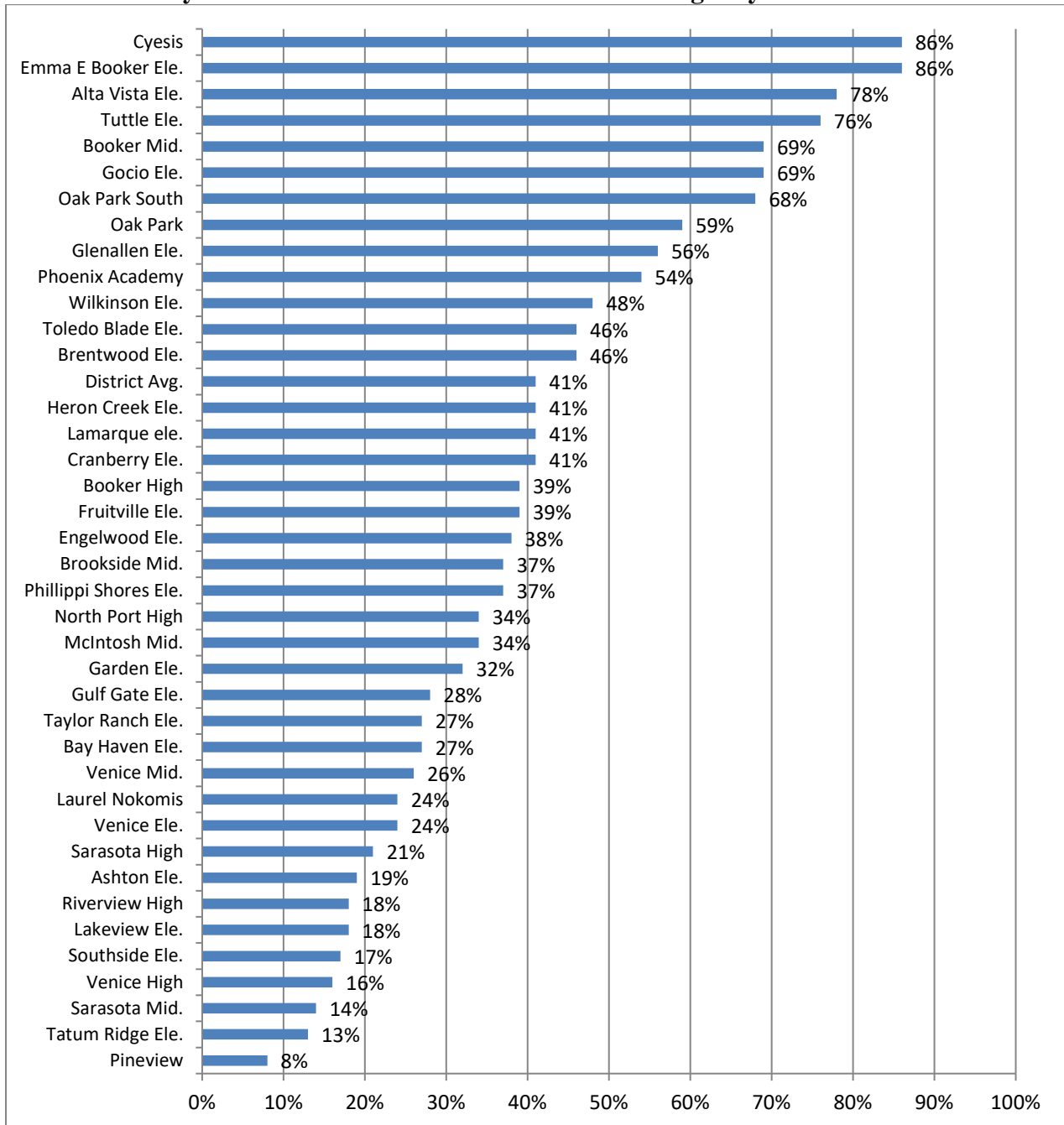


**The School Board of Sarasota County, Florida
2018-2019 Budget Executive Summary**

Free and Reduced Lunch Participation

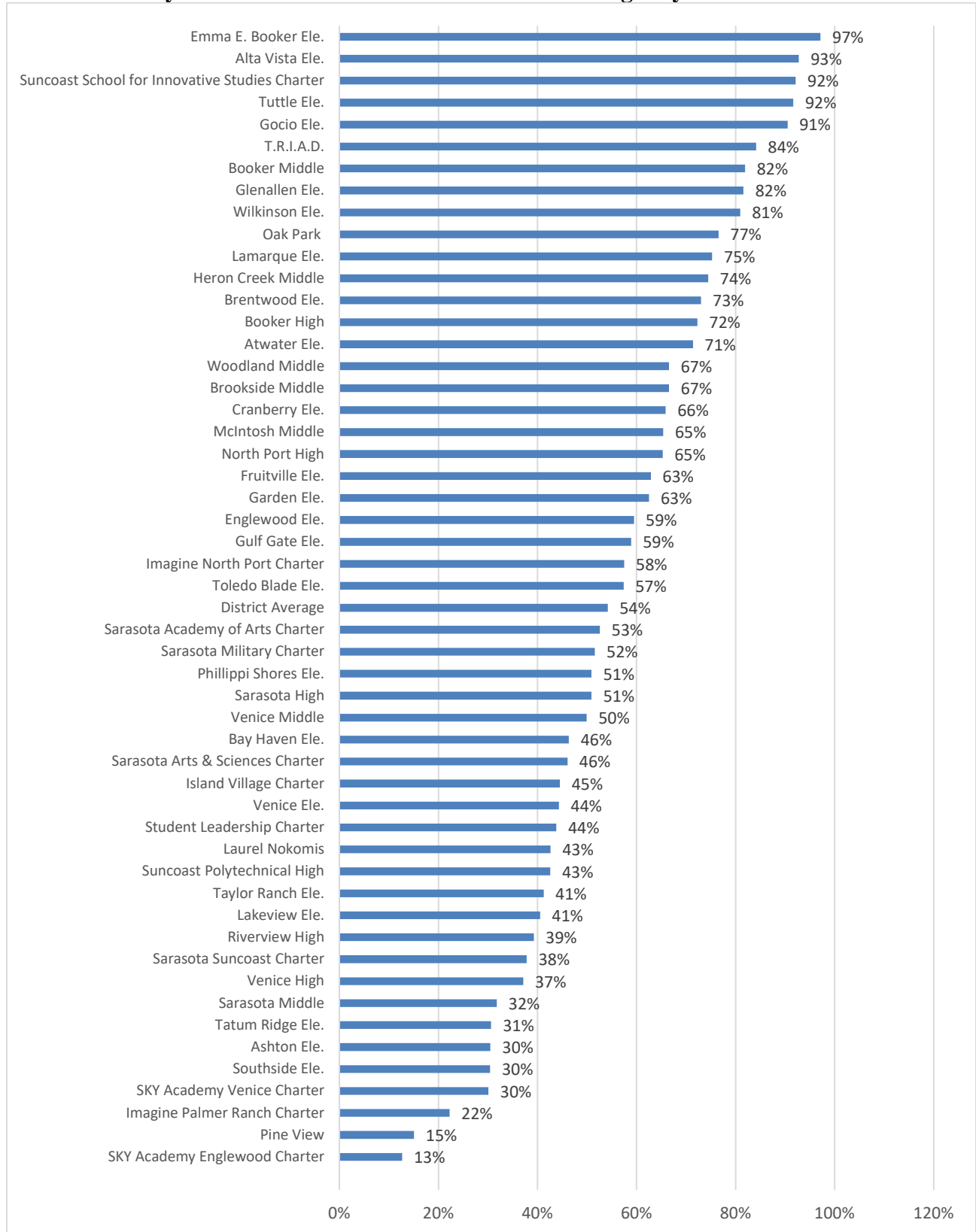
Since 2007, the school district percentage of students that meet the requirements for participating in the free and reduced lunch program has increased from a district average of 41% to 54%, a 13 percent increase. To qualify for free meals in 2018, a family of four could not earn more than \$31,980 yearly. To qualify for reduced meals in 2018, a family of four could not earn more than \$45,510 yearly. Two graphs are provided below indicating the free and reduced lunch participation by school for the 2007 and 2018 fiscal year.

February of 2007 Free and Reduced Lunch Percentages by Individual School



The School Board of Sarasota County, Florida 2018-2019 Budget Executive Summary

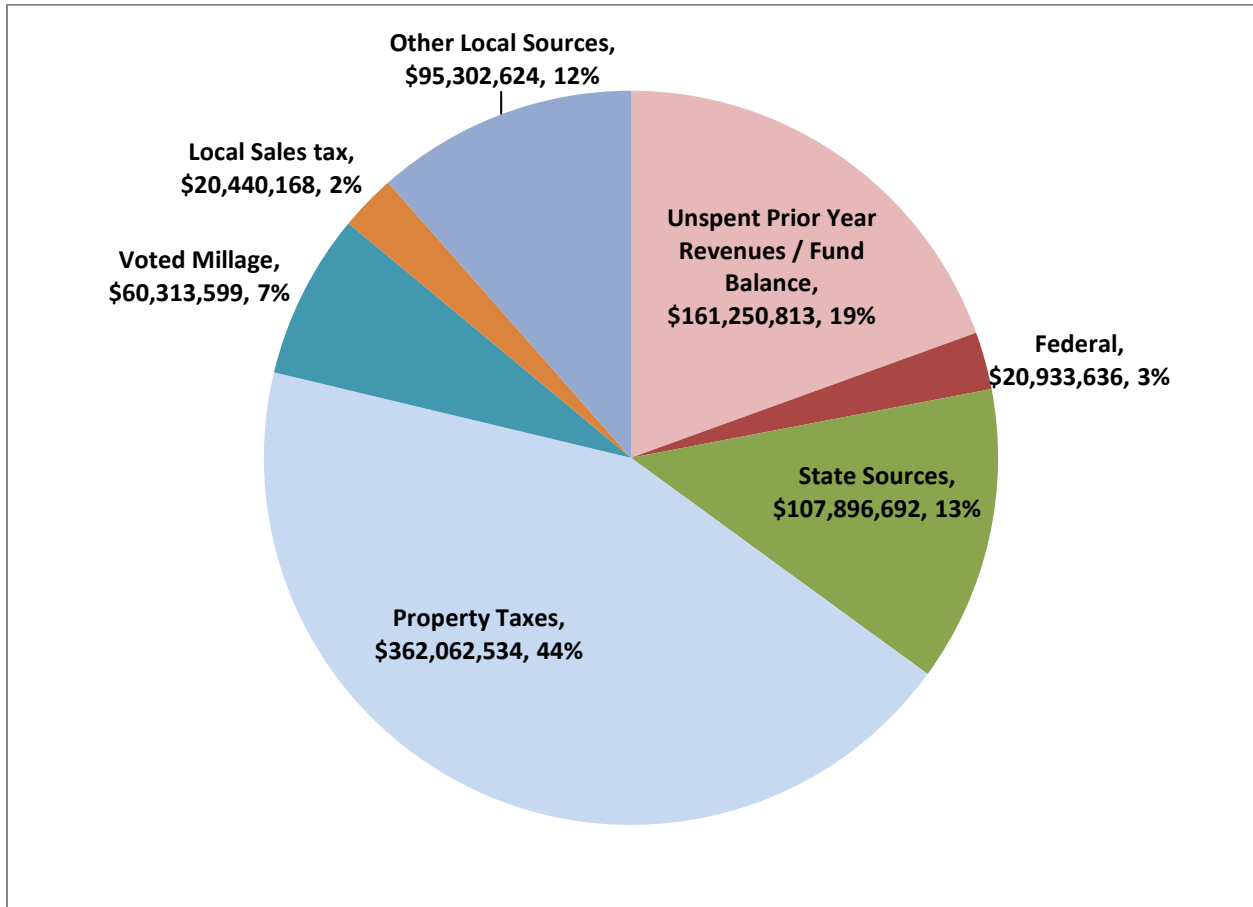
February of 2018 Free and Reduced Lunch Percentages by Individual School



The School Board of Sarasota County, Florida
2018-2019 Budget Executive Summary
How the School Board of Sarasota County is Funded

The majority of funding for school districts is defined in Florida Statutes 1010 and 1011. The Florida Legislature, each year, determines funding for public education as a part of the annual General Appropriations legislation. Other funding sources received by school districts are federal entitlement grants including Food and Nutrition services, services for Individuals with Disabilities and supplemental services for students and families from low-income households. The operating fund for school districts receives a combination of property taxes, state general revenue, and fees. The largest portion of the school district annual property tax millage levy is the Required Local Effort millage which is mandated by the Florida Legislature and calculated by the Florida Department of Education each July after receipt of the certified taxable property values of each school board. This millage levy funds the general operations of the school district. The other authorized millage levies are at the discretion of the school board. In 2014 and 2018, the voters of Sarasota approved a 4-year extension of a 1 mill levy for operating purposes. Detailed information on the voted millage revenues and appropriations since its original approval in 2002 are contained in Schedule A of the General Fund Budget.

2018-2019 Total Estimated Revenues of all Funds
Including Unspent Prior Year Revenues / Fund Balance
Excluding Transfers between Funds for a Total of \$828,200,066

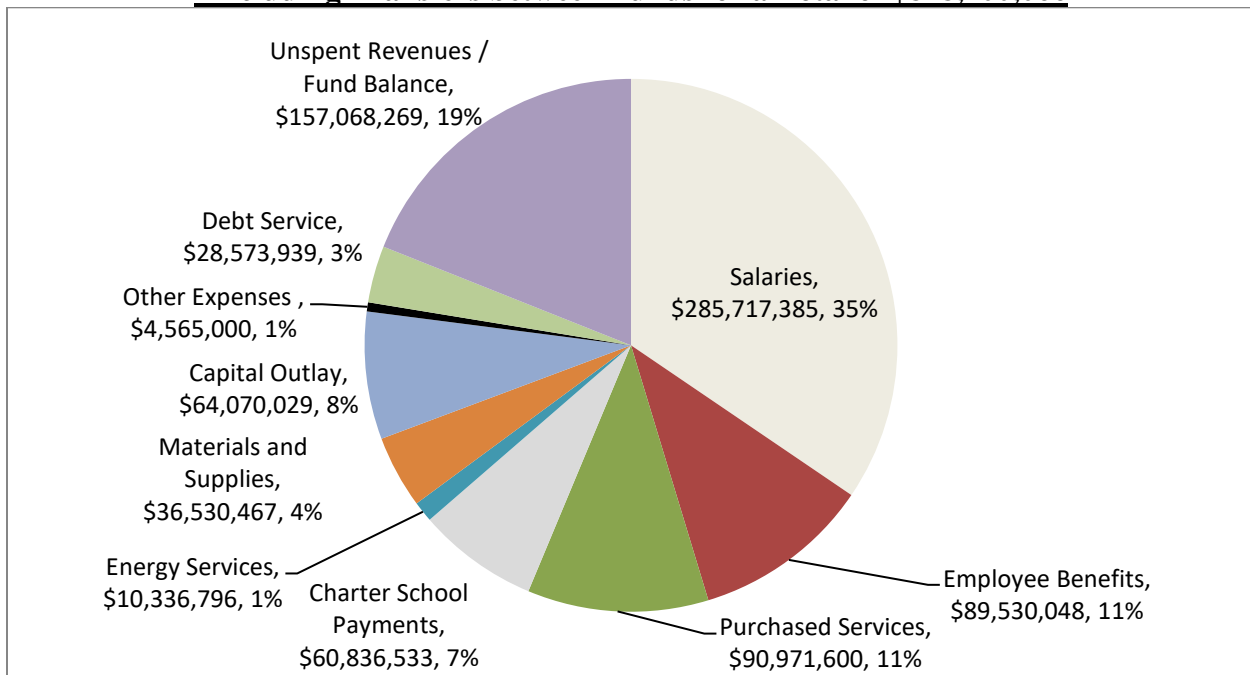


The School Board of Sarasota County, Florida
2018-2019 Budget Executive Summary
2018-2019 Total Estimated Appropriations by Object

The categories of appropriations by object are classified by expenditure categories mandated by the state chart of accounts. The categories of appropriations are as follows:

- 1) Salaries - amounts paid to employees of the school system in both appointed full-time and part-time positions.
- 2) Employee Benefits - amounts paid by the school system on behalf of employees. This category includes payments to the Florida Retirement system which is mandatory for all school districts, F.I.C.A contributions of the employers' share of social security and Medicare, Group insurance expenditures to provide health coverage, worker compensation premiums to provide workers' compensation coverage, and unemployment compensation premiums.
- 3) Purchased Services – amounts paid for professional services rendered by personnel who are not considered employees of the school board, and other services that the Board may purchase. Included are professional and technical services, services provided by charter schools, second chance schools, virtual education providers, insurance and bond premiums, repairs and maintenance, rentals, telephone, water, sewer, and fiber optic lines.
- 4) Energy Services – amounts paid for natural gas, electricity, heating oil, gasoline, and diesel fuel.
- 5) Materials and Supplies – amounts paid for consumable supplies, textbooks, periodicals, oil and grease, repair parts, tires and tubes, food, and commodities.
- 6) Capital Outlay – amounts paid for land or existing building renovations, library books, audio visual materials, furniture, fixtures, equipment, computers, vehicles, and buses.
- 7) Other Expenses – amounts paid for other expenses not classified above.

2018-2019 Total Estimated Appropriations by Object of all Funds including Estimated Unspent Prior Year Revenues / Fund Balance Excluding Transfers between Funds for a Total of \$828,200,066



The School Board of Sarasota County, Florida
2018-2019 Budget Executive Summary

2018-2019 Total Estimated Appropriations by Function

The categories of appropriations by function are classified by expenditure categories mandated by the state chart of accounts. The categories are as follows:

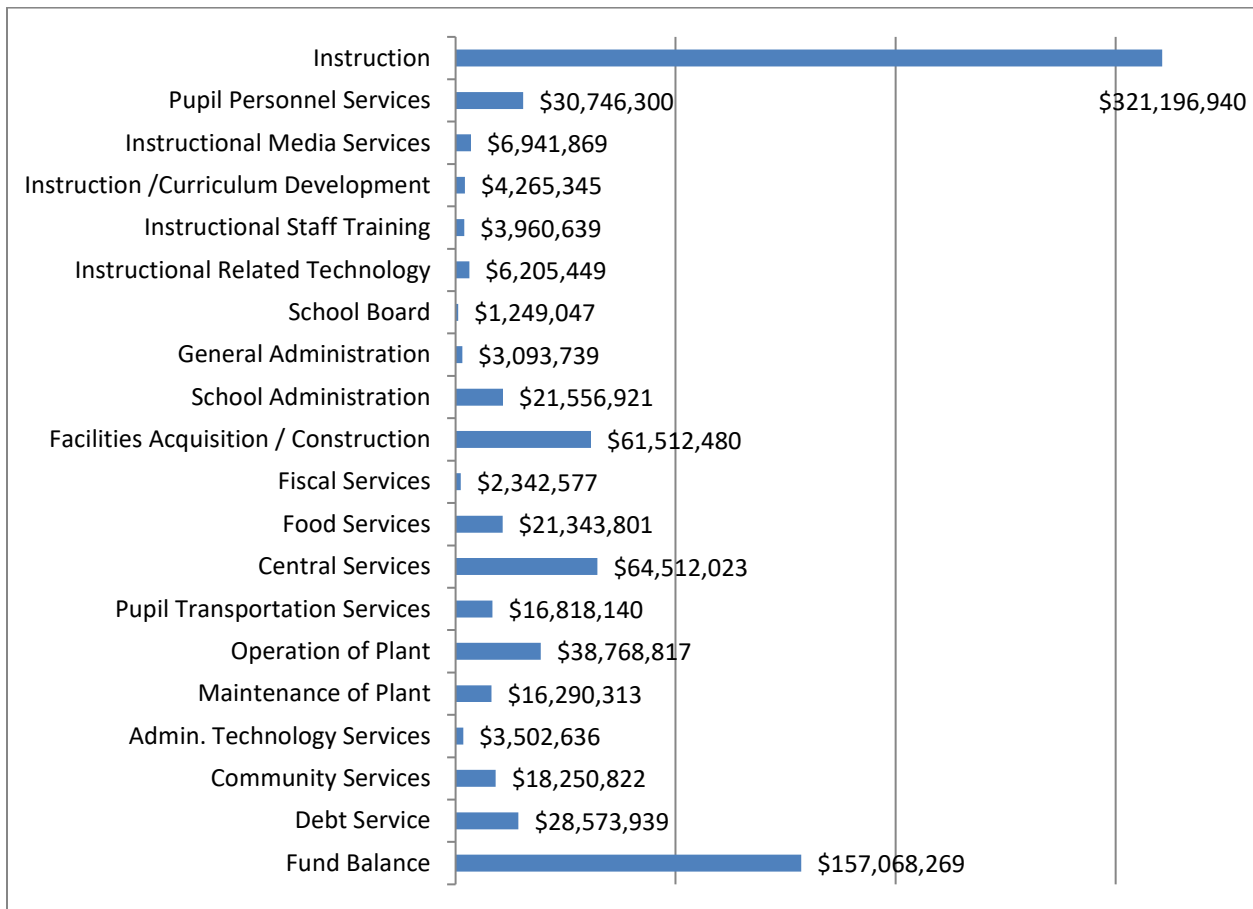
- 1) Instruction – Activities dealing directly with the teaching of students.
- 2) Pupil Personnel Services – Activities include attendance and social work, guidance services, health services, psychological services, and parental involvement.
- 3) Instructional Media Services – Activities include developing and acquiring library materials and operating libraries.
- 4) Instruction and Curriculum Development Services – Activities designed to aid teachers in developing the curriculum, preparing and utilizing support services to motivate students.
- 5) Instructional Staff Training Services – Activities designed to contribute to the professional or occupational growth and competence of members of the instructional staff.
- 6) Instruction-Related Technology - Activities and services for the purpose of supporting instruction.
- 7) School Board – Activities of the elected School Board Members including School Board Attorney, and external auditors.
- 8) General Administration – Activities performed by the superintendent and assistant superintendents in the general direction and management of all affairs of the school system.
- 9) School Administration – Activities concerned with directing and managing the operation of a particular school by the principal and assistant principal including clerical staff for these activities.
- 10) Facilities Acquisition and Construction – Activities concerned with the acquisition of land, buildings, remodeling buildings, construction of buildings, other built-in equipment, and improvement to sites.
- 11) Fiscal Services – Activities concerned with the fiscal operation of the school system. Includes budgeting, receiving and disbursing funds, financial accounting, and payroll.
- 12) Food Services – Activities concerned with providing food to students and staff in a school system.
- 13) Central Services – Activities that support the other instruction and supporting program services. Included is planning, research, development, evaluation services, recruiting and placement of staff, buying, storing, and distributing materials and supplies, printing services, mail room services etc.
- 14) Pupil Transportation Services – Activities related to the conveyance of pupils to and from schools. Includes all costs associated with maintenance of the school buses.
- 15) Operation of Plant – Activities concerned with keeping the physical plant open and ready for use. This includes utility costs, custodial costs, maintenance of grounds etc.
- 16) Maintenance of Plant – Activities that are concerned with maintaining the buildings and equipment at an acceptable level of efficiency through repairs and preventative maintenance.
- 17) Administrative Technology Services – Activities concerned with supporting the school district's information technology systems including supporting administrative networks, maintaining administrative information systems, and other technology-related administrative costs.

**The School Board of Sarasota County, Florida
2018-2019 Budget Executive Summary**

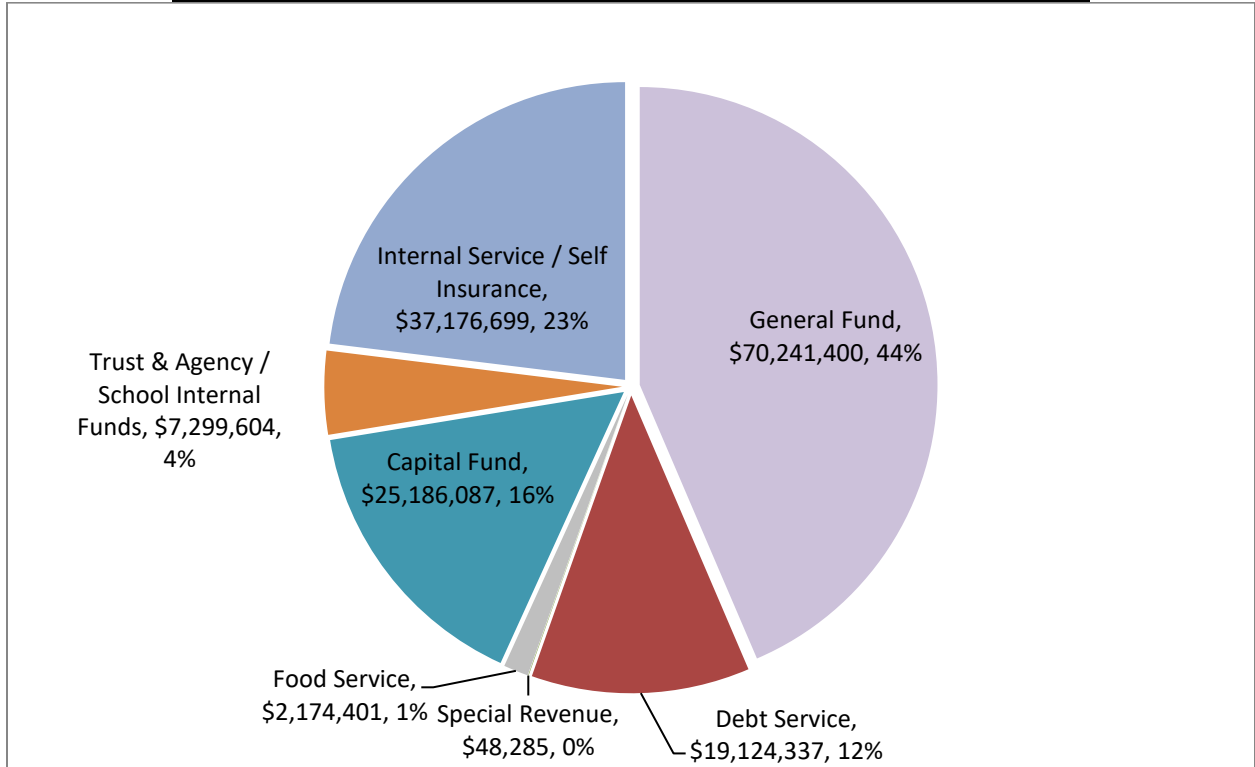
2018-2019 Total Estimated Appropriations by Function – continued

- 18) Community Services – Activities that are not related to providing education for students.
The majority of this function is related to expenditures from school internal accounts.
- 19) Debt Service – Payments of principal and interest for the retirement of debt.

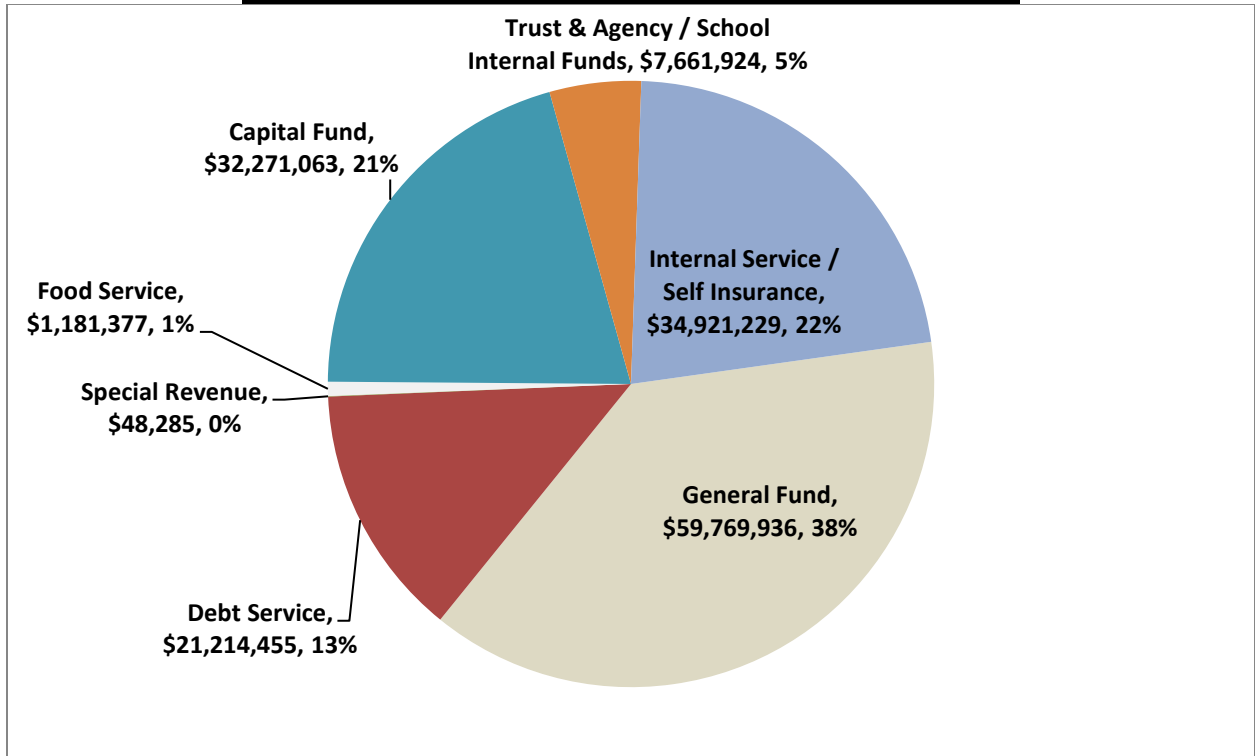
**2018-2019 Total Estimated Appropriations by Function of all Funds including
Estimated Unspent Prior Year Revenues / Fund Balance
Excluding Transfers between Funds for a Total of \$828,200,066**



The School Board of Sarasota County, Florida
2018-2019 Budget Executive Summary
Estimated by Fund of Unspent Revenues From Prior Years
Projected Beginning Fund Balance as of 7/01/18 Total \$161,250,813



Estimated by Fund of Unspent Revenues From Prior Years
Estimated Fund Balance as of 6/30/19 Total \$157,068,269



**The School Board of Sarasota County, Florida
2018-2019 Budget Executive Summary**

Prior Year and Proposed Millage Rates for 2018-2019

The required local effort millage rate is set yearly by the Florida Legislature. The discretionary millage rate is at the discretion of the School Board; however, it is capped yearly by the Florida Legislature. The Debt Service voted millage rate is used to pay bonds issued by the District and was approved by the voters of Sarasota County. The capital outlay millage is capped by the Florida Legislature and is at the discretion of the School Board. The voted operating millage rate is used for operating purposes and is approved by the voters of Sarasota County. The supplemental millage is set yearly by the Florida Legislature and was discontinued in 2009-2010.

Fiscal Year	Required Local Effort	Discretionary	Debt Service Voted	Capital	Voted	Supplemental	Total Millage
1969-70		10.690	1.220				11.910
1970-71		10.000	1.050				11.050
1971-72		10.750	1.050				11.800
1972-73		10.850	.900				11.750
1973-74		10.850	.900				11.750
1974-75		7.220	.320				7.540
1975-76		8.000	.48				8.480
1976-77		8.000	.360				8.360
1977-78		8.000	.196				8.196
1978-79		8.000	.145				8.145
1979-80		6.750	.145				6.895
1980-81	4.804	1.454	.115		1.250		7.623
1981-82	4.512	1.130	.089		.851		6.582
1982-83	3.878	.983	.080	1.300			6.241
1983-84	4.400	1.100	.075	1.334			6.909
1984-85	4.473	1.100	.070	1.334			6.977
1985-86	4.286	1.319	.061	1.500			7.166
1986-87	5.218	.819	.054	1.500			7.591
1987-88	5.117	.819	.050	1.500			7.486
1988-89	5.523	.719	.050	1.500			7.792
1989-90	5.808	.719	.040	2.000			8.567
1990-91	5.756	1.019	.040	2.000			8.815
1991-92	6.329	1.019	.037	2.000			9.385
1992-93	6.562	1.019	.037	2.000			9.618
1993-94	6.428	.510		2.000	1.018		9.956
1994-95	5.911	.510		2.000		.116	8.537
1995-96	6.847	.510		2.000		.106	9.463
1996-97	6.483	.510		2.000		.101	9.094
1997-98	6.347	.510		2.000		.090	8.947
1998-99	6.631	.510		2.000		.088	9.229
1999-00	5.945	.510		2.000		.082	8.537
2000-01	5.957	.510		2.000		.077	8.544
2001-02	5.906	.510		2.000		.072	8.488

The School Board of Sarasota County, Florida
2018-2019 Budget Executive Summary
Prior Year and proposed millage rates for 2018-2019 - continued

Fiscal Year	Required Local Effort	Discretionary	Debt Serv.	Capital	Voted	Supplemental	Total Millage
2002-03	5.710	.510		2.000	1.000	.067	9.287
2003-04	5.223	.510		2.000	1.000	.060	8.793
2004-05	4.801	.510		2.000	1.000	.055	8.366
2005-06	4.254	.510		2.000	1.000	.097	7.861
2006-07	3.623	.510		2.000	1.000	.077	7.210
2007-08	3.541	.510		2.000	1.000	.072	7.123
2008-09	3.717	.498		1.750	1.000	.080	7.045
2009-10	4.179	.748		1.500	1.000		7.427
2010-11	4.653	.748		1.500	1.000		7.901
2011-12	4.387	.748		1.500	1.000		7.635
2012-13	4.568	.748		1.500	1.000		7.816
2013-14	4.722	.748		1.500	1.000		7.970
2014-15	4.529	.748		1.500	1.000		7.777
2015-16	4.515	.748		1.500	1.000		7.763
2016-17	4.185	.748		1.500	1.000		7.433
2017-18	3.961	.748		1.500	1.000		7.209
2018-19	3.755	.748		1.500	1.000		7.003

School Board of Sarasota County Taxable Values as of January 1 from 1990 through 2018

Year	Tax Roll	Percentage Increase (Decrease)
1990	\$13,478,732,223	8.10%
1991	\$14,268,694,198	5.86%
1992	\$14,971,351,441	4.92%
1993	\$15,507,492,364	3.58%
1994	\$16,287,281,718	5.03%
1995	\$17,151,435,992	5.31%
1996	\$18,162,519,217	5.90%
1997	\$19,146,803,661	5.42%
1998	\$20,354,551,176	6.31%
1999	\$21,910,287,140	7.64%
2000	\$23,778,791,924	8.53%
2001	\$26,353,336,881	10.83%
2002	\$29,864,864,281	13.32%
2003	\$34,048,249,636	14.01%
2004	\$38,721,183,062	13.72%
2005	\$46,435,842,068	19.92%
2006	\$58,931,736,163	26.91%

**The School Board of Sarasota County, Florida
2018-2019 Budget Executive Summary**

School Board of Sarasota County Taxable Values as of January 1 from 1990 through 2018
continued

Year	Tax Roll	Percentage Increase (Decrease)
2007	\$62,679,914,511	6.36%
2008	\$55,827,860,201	(10.93%)
2009	\$49,204,548,550	(11.86%)
2010	\$44,696,823,802	(9.16%)
2011	\$41,939,538,824	(6.17%)
2012	\$41,751,400,094	(.45%)
2013	\$43,576,145,919	4.37%
2014	\$46,859,575,617	7.53%
2015	\$50,301,897,178	7.35%
2016	\$54,846,630,663	9.03%
2017	\$58,813,558,178	7.23%
2018	\$62,826,665,585	6.82%

The School Board of Sarasota County, Florida
Student Enrollment for the Period 2014-2015 through 2022-23

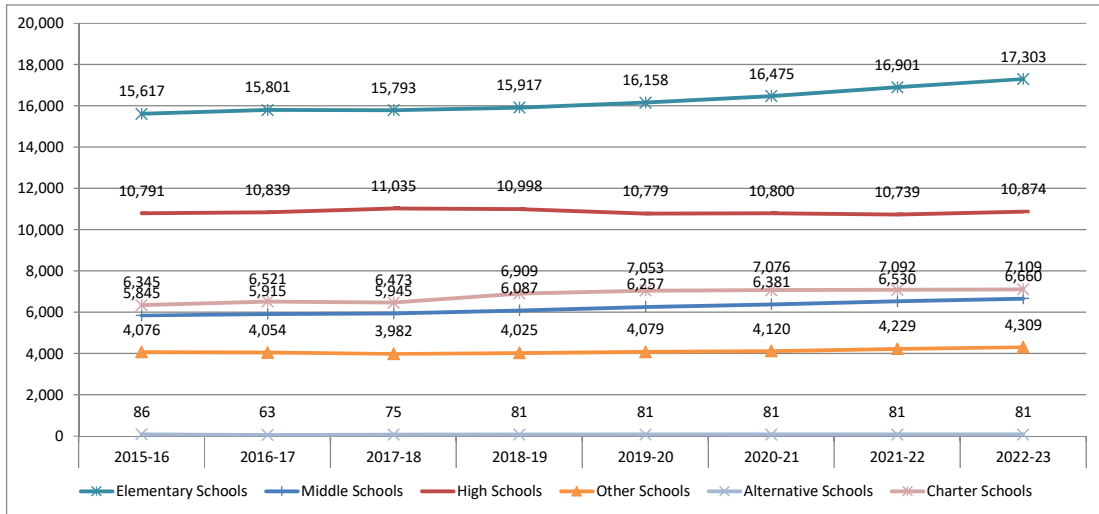
District Enrollment Summary of all Schools

School	2014-2015	2015-2016	2016-2017	2017-2018	2018-2019	2019-2020	2020-2021	2021-2022	2022-2023
Elementary Schools									
Alta Vista	633	679	661	589	579	589	597	605	632
Ashton	896	922	934	997	1,047	1,110	1,146	1,238	1,280
Atwater	717	712	696	710	710	724	724	765	796
Bay Haven	591	602	603	614	614	598	585	580	569
Brentwood	669	720	695	680	687	717	721	724	749
Cranberry	792	772	745	718	696	708	713	724	743
Emma Booker	550	556	551	539	557	577	588	594	589
Englewood	523	541	581	544	542	540	531	543	520
Fruitville	762	748	743	736	737	737	752	766	774
Garden	649	595	604	605	587	595	608	625	643
Glenallen	689	703	703	728	728	713	726	741	749
Gocio	668	638	646	644	642	612	552	537	535
Gulf Gate	749	724	730	716	709	697	699	703	680
Lakeview	607	588	599	608	617	637	648	666	678
Lamarque	805	808	810	842	846	857	893	917	992
Phillippi	752	810	804	785	785	785	787	803	815
Southside	725	763	787	769	755	763	798	804	800
Tatum Ridge	669	658	673	680	716	751	835	905	996
Taylor Ranch	628	642	694	731	778	839	907	990	1,092
Toledo	741	722	720	763	780	795	830	862	899
Tuttle	703	695	772	732	732	731	743	726	708
Venice	592	585	576	578	578	567	549	541	517
Wilkinson	480	434	474	485	494	519	541	541	548
Total Elementary Schools	15,590	15,617	15,801	15,793	15,917	16,158	16,475	16,901	17,303
Middle Schools									
Booker	850	781	798	789	842	889	899	897	892
Brookside	816	833	800	750	739	740	758	788	812
Heron Creek	865	873	877	842	863	860	885	912	939
McIntosh	682	678	699	737	756	801	824	840	859
Sarasota	1,271	1,267	1,292	1,232	1,236	1,236	1,239	1,267	1,281
Venice	543	554	628	680	733	781	816	856	899
Woodland	858	859	821	915	918	951	960	970	979
Total Middle Schools	5,885	5,845	5,915	5,945	6,087	6,257	6,381	6,530	6,660
High Schools									
Booker	1,094	1,171	1,210	1,231	1,250	1,267	1,284	1,279	1,296
NorthPort	2,325	2,360	2,300	2,362	2,362	2,300	2,341	2,315	2,341
Riverview	2,492	2,491	2,547	2,595	2,564	2,497	2,474	2,436	2,469
Sarasota	2,129	2,086	2,128	2,118	2,058	1,997	1,936	1,912	1,920
Suncoast Polytechnical	541	570	567	560	574	564	551	539	531
Venice	1,953	2,113	2,087	2,169	2,190	2,153	2,214	2,258	2,317
Total High Schools	10,534	10,791	10,839	11,035	10,998	10,779	10,800	10,739	10,874

The School Board of Sarasota County, Florida
Student Enrollment for the Period 2014-2015 through 2022-23

District Enrollment Summary of all Schools

School	2014-2015	2015-2016	2016-2017	2017-2018	2018-2019	2019-2020	2020-2021	2021-2022	2022-2023
District Summary of all Schools									
School	2014-2015	2015-2016	2016-2017	2017-2018	2018-2019	2019-2020	2020-2021	2021-2022	2022-2023
Other Schools									
Laurel Nokomis School	1,030	1,076	1,152	1,138	1,162	1,190	1,177	1,207	1,186
Contracted Virtual School	41	31	31	36	43	48	54	62	57
District Virtual School	53	53	32	58	58	64	70	77	85
Oak Park	345	301	308	307	318	320	322	324	326
ESE Vouchers to Private Schools	359	374	410	411	435	435	435	435	435
Sarasota Technical Institute	129	119	119	44	47	47	47	47	47
Pineview	2,187	2,174	2,051	1,967	1,944	1,957	1,996	2,059	2,155
ESE Special Programs	54	67	70	65	65	65	65	65	65
Total Other Schools	4,069	4,076	4,054	3,982	4,025	4,079	4,120	4,229	4,309
Alternative Schools									
T.R.I.A.D.	103	86	63	75	81	81	81	81	81
Total Alternative Schools	103	86	63	75	81	81	81	81	81
Charter Schools									
Imagine Charter School at NorthPort	1,029	1,128	1,182	1,177	1,200	1,200	1,200	1,200	1,200
Imagine Charter School at Palmer Ranch	431	436	455	473	498	501	525	541	558
Island Village Montessori	678	697	755	663	700	700	700	700	700
Sarasota Arts & Sciences	750	751	751	753	748	748	748	748	748
The Leadership Academy of Venice	285	311	286	295	310	310	310	310	310
Sarasota Academy of the Arts	207	209	225	230	226	226	226	226	226
Sarasota Military	1,518	1,513	1,505	1,470	1,580	1,580	1,580	1,580	1,580
Sarasota Military Prep	0	0	0	0	0	0	0	0	0
Suncoast Innovative Studies	420	429	419	386	380	380	380	380	380
Sarasota Suncoast Academy	499	503	507	594	756	866	866	866	866
Strength and Knowledge at the Y (Englewood)		96	180	227	270	300	300	300	300
Strength and Knowledge at the Y (Venice)	338	272	256	205	241	241	241	241	241
Total Charter Schools	6,155	6,345	6,521	6,473	6,909	7,053	7,076	7,092	7,109
Grand Total Pre K through Grade Twelve	42,336	42,760	43,193	43,303	44,018	44,406	44,934	45,572	46,336



This page intentionally left blank

The School Board of Sarasota County, Florida
2018-2019 Budget Executive Summary
School Personnel

Types of Personnel:

Instructional Personnel:

The Florida Legislature has defined Instructional as “any staff member whose function includes the provision of direct instructional services to the students. This also includes personnel whose functions provide support in the learning process of students.”

Educational Support Personnel:

The Florida Legislature has defined Educational Support Employees as “employees whose job functions are neither administrative nor instructional, yet whose work supports the educational process.”

Administrative Personnel:

The Florida Legislature has defined Administrative personnel as “those employees responsible for management functions such as the development of policies and implementation of those policies through the direction of personnel.”

The School Board of Sarasota County, Florida

Summary of Positions 2018-2019

Classification	Elementary	0012	0301	1241	0071	0101	1271	0501
	Total Elementary Schools	Alta Vista Elementary	Ashton Elementary	Atwater Elementary	Bay Haven Basics Plus	Brentwood Elementary	Cranberry Elementary	Emma E. Booker Elementary
Instructional Personnel								
Teachers	1227.00	50.00	70.00	55.00	42	58.6	55	48
Teacher Aides & Para Aides	314.33	10.71	11.71	11.71	5.71	25.71	11.71	14.71
Guidance Counselor & Behavior Specialists	50.20	2.00	2.00	3.00	1.00	3.70	2.00	3.00
Psychologists & Social Workers	0.00							
Total Instructional Personnel	1591.53	62.71	83.71	69.71	48.71	88.01	68.71	65.71
Educational Support Personnel								
Managers/Supv./Specialists	0.00							
SRO(Officers)								
Construction	0.00							
Bus Aides	0.00							
Bus Drivers	0.00							
Custodians	0.00							
Data Processing	0.00							
District & School Secretarial	93.00	4.00	5.00	4.00	4.00	4.00	4.00	4.00
Food & Nutrition	0.00							
Maint./Mechanics/Delivery	0.00							
Total Educational Support	93.00	4	5	4	4	4	4	4
Administrative Personnel								
School Board Members	0.00							
Superintendent	0.00							
Assistant Principals	23.00	1.00	1.00	1.00	1.00	1.00	1.00	1.00
Assistant Superintendents	0.00							
Director & Exe. Director	0.00							
Principal	23.00	1.00	1.00	1.00	1.00	1.00	1.00	1.00
Total Administrative	46.00	2	2	2	2	2	2	2
Grand Total	1730.53	68.71	90.71	75.71	54.71	94.01	74.71	71.71
Capital Fund (not transfer)	0.00							
Food & Nutrition Special Revenue Fund	0.00							
General Fund	1608.47	61.11	89.11	67.11	54.41	80.15	69.11	64.11
Grant Fund	122.06	7.60	1.60	8.60	0.30	13.86	5.60	7.60
Internal Services Fund	0.00							

The School Board of Sarasota County, Florida

Summary of Positions 2018-2019

Elementary	0121	0131	0381	0461	0261	0271	0471	1341
Classification	Englewood Elementary	Fruitville Elementary	Garden Elementary	Glenallen Elementary	Gocio Elementary	Gulf Gate Elementary	Lakeview Elementary	Lamarque Elementary
Instructional Personnel								
Teachers	39.00	62.00	44.00	60.00	52.20	54.60	43.00	70.00
Teacher Aides & Para Aides	7.71	28.71	10.71	15.71	15.71	17.71	9.71	15.71
Guidance Counselor & Behavior Specialists	1.00	3.00	3.00	3.00	2.40	1.00	1.00	3.60
Psychologists & Social Workers								
Total Instructional Personnel	47.71	93.71	57.71	78.71	70.31	73.31	53.71	89.31
Educational Support Personnel								
Managers/Supv./Specialists								
SRO(Officers)								
Construction								
Bus Aides								
Bus Drivers								
Custodians								
Data Processing								
District & School Secretarial	4.00	4.00	4.00	4.00	4.00	4.00	4.00	4.00
Food & Nutrition								
Maint./Mechanics/Delivery								
Total Educational Support	4.00	4.00	4.00	4.00	4.00	4.00	4.00	4.00
Administrative Personnel								
School Board Members								
Superintendent								
Assistant Principals	1.00	1.00	1.00	1.00	1.00	1.00	1.00	1.00
Assistant Superintendents								
Director & Exe. Director								
Principal	1.00	1.00	1.00	1.00	1.00	1.00	1.00	1.00
Total Administrative	2.00	2.00	2.00	2.00	2.00	2.00	2.00	2.00
Grand Total	53.71	99.71	63.71	84.71	76.31	79.31	59.71	95.31
Capital Fund (not transfer)								
Food & Nutrition Special Revenue Fund								
General Fund	53.41	91.11	63.11	73.01	66.11	73.71	57.11	85.91
Grant Fund	0.30	8.60	0.60	11.70	10.20	5.60	2.60	9.40
Internal Services Fund								

The School Board of Sarasota County, Florida

Summary of Positions 2018-2019

Elementary	0171	0191	1282	0491	1231	0201	0211	0291
	Phillippi Shores Elementary	Southside Elementary	Tatum Ridge Elementary	Taylor Ranch Elementary	Toledo Blade Elementary	Tuttle Elementary	Venice Elementary	Wilkinson Elementary
Instructional Personnel								
Teachers	58.00	52.00	51.00	56.00	56.00	60.00	46.00	44.60
Teacher Aides & Para Aides	7.71	9.71	16.71	12.71	12.71	13.71	10.71	16.71
Guidance Counselor & Behavior Specialists	2.00	1.60	2.00	1.60	2.00	2.00	1.00	3.30
Psychologists & Social Workers								
Total Instructional Personnel	67.71	63.31	69.71	70.31	70.71	75.71	57.71	64.61
Educational Support Personnel								
Managers/Supv./Specialists								
SRO(Officers)								
Construction								
Bus Aides								
Bus Drivers								
Custodians								
Data Processing								
District & School Secretarial	4.00	4.00	4.00	4.00	4.00	4.00	4.00	4.00
Food & Nutrition								
Maint./Mechanics/Delivery								
Total Educational Support	4.00	4.00	4.00	4.00	4.00	4.00	4.00	4.00
Administrative Personnel								
School Board Members								
Superintendent								
Assistant Principals	1.00	1.00	1.00	1.00	1.00	1.00	1.00	1.00
Assistant Superintendents								
Director & Exe. Director								
Principal	1.00	1.00	1.00	1.00	1.00	1.00	1.00	1.00
Total Administrative	2.00	2.00	2.00	2.00	2.00	2.00	2.00	2.00
Grand Total	73.71	69.31	75.71	76.31	76.71	81.71	63.71	70.61
Capital Fund (not transfer)								
Food & Nutrition Special Revenue Fund								
General Fund	72.11	67.71	71.61	75.71	74.11	72.11	62.11	64.41
Grant Fund	1.60	1.60	4.10	0.60	2.60	9.60	1.60	6.20
Internal Services Fund								

The School Board of Sarasota County, Florida
 Summary of Positions 2018-2019

Middle	0084	0111	1261	0141	0031	0451	1291
Classification	Booker Middle	Brookside Middle	Heron Creek Middle	McIntosh Middle	Sarasota Middle	Venice Middle	Woodland Middle
Total Middle Schools							
Instructional Personnel							
Teachers	442.60	57.00	62.00	58.00	82.00	53.00	62.60
Teacher Aides & Para Aides	102.85	19.00	16.00	16.00	13.71	10.00	13.14
Guidance Counselor & Behavior Specialists	22.60	3.00	3.00	3.00	3.60	3.00	3.00
Psychologists & Social Workers	0.00						
Total Instructional Personnel	568.05	79.00	81.00	77.00	99.31	66.00	78.74
Educational Support Personnel							
Managers/Supv./Specialists	7.00	1.00	1.00	1.00	1.00	1.00	1.00
SRO(Officers)							
Construction	0.00						
Bus Aides	0.00						
Bus Drivers	0.00						
Custodians	0.00						
Data Processing	0.00						
District & School Secretarial	37.00	5.00	5.00	5.00	7.00	5.00	5.00
Food & Nutrition	0.00						
Maint./Mechanics/Delivery	0.00						
Total Educational Support	44.00	6.00	6.00	6.00	8.00	6.00	6.00
Administrative Personnel							
School Board Members	0.00						
Superintendent	0.00						
Assistant Principals	14.00	2.00	2.00	2.00	2.00	2.00	2.00
Assistant Superintendents	0.00						
Director & Exe. Director	0.00						
Principal	7.00	1.00	1.00	1.00	1.00	1.00	1.00
Total Administrative	21.00	3.00	3.00	3.00	3.00	3.00	3.00
Grand Total	633.05	88.00	90.00	86.00	110.31	75.00	87.74
	633.05						
Capital Fund (not transfer)	0.00						
Food & Nutrition Special Revenue Fund	0.00						
General Fund	600.05	86.10	79.40	82.40	106.71	73.90	86.14
Grant Fund	33.00	9.90	8.60	3.60	3.60	1.10	1.60
Internal Services Fund	0.00						

The School Board of Sarasota County, Florida

Summary of Positions 2018-2019

High	0085	1251	0181	0051	1391	0221
	Booker High	North Port High	Riverview High	Sarasota High	Suncoast Polytechnical Institute	Venice High
Classification	Total High Schools					
Instructional Personnel						
Teachers	594.30	78.00	133.00	111.00	28.30	109.00
Teacher Aides & Para Aides	133.20	16.00	34.20	25.00	2.00	22.00
Guidance Counselor & Behavior Specialists	35.00	4.00	9.00	6.00	2.00	6.00
Psychologists & Social Workers	0.00		0.00			
Total Instructional Personnel	762.50	98.00	176.20	142.00	32.30	137.00
Educational Support Personnel						
Managers/Supv./Specialists	6.00	1.00		2.00	1.00	1.00
SRO(Officers)						
Construction	0.00					
Bus Aides	0.00					
Bus Drivers	0.00					
Custodians	0.00					
Data Processing	0.00					
District & School Secretarial	64.00	12.00	14.00	12.00	3.00	12.00
Food & Nutrition	0.00					
Maint./Mechanics/Delivery	0.00					
Total Educational Support	70.00	13.00	14.00	14.00	4.00	13.00
Administrative Personnel						
School Board Members	0.00					
Superintendent	0.00					
Assistant Principals	27.00	4.00	6.00	5.00	2.00	5.00
Assistant Superintendents	0.00					
Director & Exe. Director	0.00					
Principal	5.25	1.00	1.00	1.00	0.25	1.00
Total Administrative	32.25	5.00	7.00	6.00	2.25	6.00
Grand Total	864.75	116.00	197.20	162.00	38.55	156.00
Capital Fund (not transfer)	0.00					
Food & Nutrition Special Revenue Fund	0.00					
General Fund	825.57	110.80	190.00	152.80	38.37	146.80
Grant Fund	39.18	5.20	7.20	9.20	0.18	9.20
Internal Services Fund	0.00					

The School Board of Sarasota County, Florida

Summary of Positions 2018-2019

Other	0292	1211	0293	0021	0391	0591	7001	7004	SCHOOLS TOTAL GENERAL FUND	SCHOOLS GRAND TOTAL
Classification	ESE Pupil Support	Laurel Nokomis	Oak Park	Pine View	Suncoast Technical College	STC - North Port	Sarasota Virtual School - Contracted	Virtual Franchise District School		
Instructional Personnel										
Teachers	439.70	91.00	57.00	120.60	76.50	0.00		3.00	2,591.01	2,703.60
Teacher Aides & Para Aides	169.16	25.57	99.33	17.00	21.26	0.00			602.04	719.54
Guidance Counselor & Behavior Specialists	19.00	3.00	4.00	4.00	4.00	0.00			119.10	126.80
Psychologists & Social Workers	4.40	4.40							1.70	4.40
Total Instructional Personnel	632.26	105.00	160.33	141.60	101.76	0.00	0.00	3.00	3,313.85	3,554.34
Educational Support Personnel										
Managers/Supv./Specialists	40.64	18.40			20.24	0.00	0.50	0.50	44.47	53.64
SRO(Officers)									0.00	
Construction	0.00								0.00	
Bus Aides	0.00								0.00	0.00
Bus Drivers	1.17		0.67		0.50				1.17	1.17
Custodians	0.00								0.00	0.00
Data Processing	1.00				1.00				1.00	1.00
District & School Secretarial	68.60	4.60	7.00	14.00	37.00		0.50	0.50	258.00	262.60
Food & Nutrition	0.00								0.00	0.00
Maint./Mechanics/Delivery	0.00								0.00	0.00
Total Educational Support	111.41	23.00	7.67	14.00	58.74	0.00	1.00	1.00	304.64	318.41
Administrative Personnel										
School Board Members	0.00								0.00	
Superintendent	0.00								0.00	
Assistant Principals	8.00	2.00	2.00	4.00	0.00				72.00	72.00
Assistant Superintendents	0.00								0.00	
Director & Exe. Director	0.60	0.60							0.00	0.60
Principal	3.50	1.00	1.00	1.00	0.50	0.00			38.75	38.75
Total Administrative	12.10	3.00	3.00	5.00	0.50	0.00	0.00	0.00	110.75	111.35
Grand Total	755.77	129.57	171.00	160.60	161.00	0.00	1.00	4.00	3,729.24	3,984.10
Capital Fund (not transfer)	0.00									0.00
Food & Nutrition Special Revenue Fund	0.00									0.00
General Fund	695.15	124.37	152.80	160.60	158.73	0.00	1.00	4.00	3729.24	3729.24
Grant Fund	60.62	34.95	18.20	0.00	2.27				254.86	254.86
Internal Services Fund	0.00									0.00

The School Board of Sarasota County, Florida
 Summary of Positions 2018-2019

Departments	Classification	Total Departments	9039 Office of the Superintendent	9040 School Board	9049 Asst. Superintendent-CAO	9075 Communications & Community Relations	9023 Human Resources	9014 Career Education	9016 Integrated Instruct. Services	9054 Curriculum & Instruction
Intructional Personnel										
Teachers		6.00								
Teacher Aides & Para Aides		4.00								
Guidance Counselor & Behavior Specialists		1.00								
Psychologists & Social Workers		29.20								
Total Instructional Personnel		40.20	0.00	0.00	0.00	0.00	0.00	0.00	0.00	0.00
Educational Support Personnel										
Managers/Supv./Specialists		124.60				5.00	14.00	4.00	4.00	1.00
SRO(Officers)		24.00								
Construction		17.00								
Bus Aides		61.00								
Bus Drivers		262.50								
Custodians		351.63								
Data Processing		96.00				1.00				1.00
District & School Secretarial		74.20	1.00	1.00	1.00	2.00	10.00	1.00	3.60	1.60
Food & Nutrition		368.00								
Maint./Mechanics/Delivery		167.50				1.00				2.00
Total Educational Support		1546.43	1.00	1.00	1.00	9.00	24.00	5.00	7.60	5.60
Administrative Personnel										
School Board Members		5.00		5.00						
Superintendent		1.00	1.00							
Assistant Principals		0.00								
Assistant Superintendents		3.00			1.00					
Director & Exe. Director		17.40				1.00	1.00		1.00	
Principal		0.25						0.25		
Total Administrative		26.65	1.00	5.00	1.00	1.00	1.00	0.25	1.00	0.00
Grand Total		1613.28	2.00	6.00	2.00	10.00	25.00	5.25	8.60	5.60
Capital Fund (not transfer)		22.70								
Food & Nutrition Special Revenue Fund		368.00								
General Fund		1193.63	2.00	6.00	2.00	10.00	19.25	3.75	7.33	5.60
Grant Fund		23.95					0.75	1.50	1.27	
Internal Services Fund		5.00				5.00				

The School Board of Sarasota County, Florida
 Summary of Positions 2018-2019

Departments	9003	9005	9004	9020	9051	9021	9015	9025
Classification	Exe. Director Elementary	Exe. Director Middle	Exe. Director Secondary	Information Technology	Pupil Support	Food Service	Research, Assessment & Eval.	Asst. Superintendent-COO
Instructional Personnel								
Teachers	2.00				4.00			
Teacher Aides & Para Aides					4.00			
Guidance Counselor & Behavior Specialists					1.00			
Psychologists & Social Workers					29.20			
Total Instructional Personnel	2.00	0.00	0.00	0.00	38.20	0.00	0.00	0.00
Educational Support Personnel								
Managers/Supv./Specialists	9.00	0.00	10.00	14.00	10.60		3.00	
SRO(Officers)								
Construction								
Bus Aides								
Bus Drivers								
Custodians								
Data Processing				84.00			6.00	
District & School Secretarial	2.00	0.00	3.00	2.50	8.00		2.00	1.00
Food & Nutrition						368.00		
Maint./Mechanics/Delivery				7.00				
Total Educational Support	11.00	0.00	13.00	107.50	18.60	368.00	11.00	1.00
Administrative Personnel								
School Board Members								
Superintendent								
Assistant Principals								
Assistant Superintendents								1.00
Director & Exe. Director	3.00	0.00	3.00	1.00	1.40		1.00	
Principal								
Total Administrative	3.00	0.00	3.00	1.00	1.40	0.00	1.00	1.00
Grand Total	16.00	0.00	16.00	108.50	58.20	368.00	12.00	2.00
Capital Fund (not transfer)							0.40	
Food & Nutrition Special Revenue Fund						368.00		
General Fund	7.94	0.00	12.38	108.50	50.75	0.00	10.30	2.00
Grant Fund	8.06	0.00	3.62		7.45		1.30	
Internal Services Fund								

The School Board of Sarasota County, Florida
 Summary of Positions 2018-2019

Departments	9029 Facilities Services	9030 Transportation	9038 Asst. Superintendent- CFO	9033 Materials Management	9035 Safety & Security	9042 Construction	5 Day Reserve	Grand Total Budgeted	Total General Fund Filled
Instructional Personnel									
Teachers								2709.6	2592.2
Teacher Aides & Para Aides							3.71	727.3	609.8
Guidance Counselor & Behavior Specialists								127.8	120.1
Psychologists & Social Workers							1.40	35.0	31.0
Total Instructional Personnel	0.00	0.00	0.00	0.00	0.00	0.00	5.11	3599.7	3353.1
Educational Support Personnel									
Managers/Supv./Specialists	13.00	14.00	11.00	5.00	7.00			180.2	151.08
SRC(Officers)					24.00			24.0	24.0
Construction						17.00			0.0
Bus Aides		61.00						61.0	61.0
Bus Drivers		262.50						263.7	263.7
Custodians	351.63							351.6	351.6
Data Processing	0.00	3.00			1.00		10.90	107.9	106.9
District & School Secretarial	5.00	5.00	12.00	9.00	3.50			336.8	328.0
Food & Nutrition								368.0	0.0
Maint./Mechanics/Delivery	98.00	26.50		16.00	17.00			167.5	165.5
Total Educational Support	467.63	372.00	23.00	30.00	52.50	17.00	10.90	1877.7	1451.7
Administrative Personnel									
School Board Members								5.0	5.0
Superintendent								1.0	1.0
Assistant Principals								70.0	70.0
Assistant Superintendents			1.00					3.0	3.0
Director & Exe. Director	1.00	1.00	1.00	1.00	1.00			18.0	16.1
Principal								39.0	39.0
Total Administrative	1.00	1.00	2.00	1.00	1.00	0.00	0.00	136.0	134.1
Grand Total	468.63	373.00	25.00	31.00	53.50	17.00	16.01	5613.4	4938.9
Capital Fund (not transfer)	2.00		1.30	2.00		17.00		22.7	
Food & Nutrition Special Revenue Fund								368.0	
General Fund	466.63	373.00	23.70	29.00	53.50	0.00	16.01	4938.9	4938.9
Grant Fund								278.8	
Internal Services Fund								5.0	